



## Bid Proposal Packet

### Dugout and Baseball Field Fencing Installation

**Project:** OSLAD/City of Mendota: Dugout and Baseball Field Fencing

**Location:** Strouss Park, 1500 W Main St., Mendota, IL 61342

---

#### 1. Project Description

The Contractor shall provide all labor, materials, equipment, supervision, and incidentals necessary to complete the installation of fencing improvements for baseball fields and dugout areas at Strouss Park, Mendota, IL.

The project is funded in part through the **Illinois Department of Natural Resources (IDNR) Open Space Lands Acquisition and Development (OSLAD) Grant Program** and must comply with all applicable State of Illinois requirements.

All work shall be completed in accordance with the project specifications, applicable building codes, and accepted construction practices.

---

#### 2. Scope of Work

The project includes

##### Fencing for six (6) dug-outs

- Install chain link fencing in accordance with ASTM F 567, gate in accordance with ASTM F 900, utilizing accessories according to ASTM F 626 and the manufacturer's instructions.
- Fencing is 8'w x 25'l x 6'h with an 8'h x 36"w gate using 8-foot and 6-foot tall poles for a pitched frame roof for ALL six (6) dugout areas. (City will place the roofs).
- Materials for fence is to use 9-gauge aluminized chain link, 3-foot deep concrete footings, 2.5 inch SS40 weight posts, and 1 5/8 inch top rail.

**Scope of Work Continued on next page**

**Backdrop for three (3) fields**

- Change wire on the center of each field backdrop measuring 30’w x 8’h using 9-gauge aluminized fencing and in accordance with ASTM F567 and the manufacturer’s instructions.

**Outfield fencing for one (1) softball field (northeast field)**

- Install 350’w x 8’h new outfield fencing (200’ from home-plate) in accordance with ASTM F567
- Materials for fence is to use 6-gauge bottom tension wire, 9-gauge aluminized chain link, 3-foot deep concrete footings, 2.5 inch end and 2 inch line 2SS40 weight posts, and 1 5/8 inch top rail.

**Additional**

- Cleanup and removal of construction debris and materials from the site upon completion.
- 

**3. Materials**

All materials shall be new and of commercial quality suitable for outdoor athletic facilities.

Products must be from qualified manufacturers and made in the USA.

---

**4. PREVAILING WAGE REQUIREMENT**

This project is subject to the Illinois Prevailing Wage Act (820 ILCS 130/0.01 et seq.).

The Contractor and all subcontractors shall:

- Pay not less than the prevailing wage rates for the county in which the work is performed.
- Maintain certified payroll records as required by State of Illinois.
- Submit payroll documentation upon request by the Owner.

Current prevailing wage rates can be found at: <https://labor.illinois.gov>

---

## **5. BUSINESS ENTERPRISE PROGRAM (BEP)**

This project shall comply with the Illinois Business Enterprise Program (30 ILCS 575).

Contractors shall make a good faith effort to utilize certified Minority-Owned, Women-Owned, and Person with Disability-Owned Business Enterprises (MBE/WBE/DBE) where applicable.

Contractor shall document subcontractor participation and good faith efforts consistent with State of Illinois BEP requirements.

---

## **6. APPRENTICESHIP UTILIZATION REQUIREMENT**

This project shall comply with the Illinois Apprenticeship Initiative Act (30 ILCS 559) where applicable.

Contractors shall:

- Participate in a registered apprenticeship program approved by the U.S. Department of Labor or Illinois Department of Labor; or
- Utilize apprentices through a registered program when performing applicable construction trades.

Documentation may be required demonstrating participation or good faith compliance.

---

## **7. OSLAD GRANT COMPLIANCE**

This project is funded in part through the Illinois Department of Natural Resources (IDNR) Open Space Lands Acquisition and Development (OSLAD) Grant Program.

The Contractor shall comply with all applicable requirements of the OSLAD grant program, including but not limited to:

- Compliance with State of Illinois laws and regulations
- Compliance with all reporting and documentation requirements
- Cooperation with inspections conducted by IDNR representatives
- Completion of work consistent with approved project plans and scope

No changes to the project scope funded by the grant shall be made without prior written approval from the Owner and IDNR.

---

## **8. EQUAL EMPLOYMENT OPPORTUNITY**

The Contractor shall comply with all applicable Equal Employment Opportunity (EEO) laws and regulations. The Contractor shall not discriminate against any employee or applicant for employment. The Contractor shall take affirmative action to ensure applicants are employed and employees are treated fairly during employment.

---

## **9. ILLINOIS HUMAN RIGHTS ACT COMPLIANCE**

The Contractor shall comply with the Illinois Human Rights Act (775 ILCS 5) and shall not engage in unlawful discrimination or harassment. The Contractor shall maintain policies and procedures consistent with the Illinois Human Rights Act.

---

## **10. SEXUAL HARASSMENT POLICY CERTIFICATION**

In accordance with 775 ILCS 5/2-105, the Contractor certifies that it has a written sexual harassment policy that includes:

- prohibition of sexual harassment
- reporting procedures
- disciplinary measures for violations
- protection against retaliation

The Contractor shall provide documentation of such policy upon request.

---

## **11. DRUG FREE WORKPLACE**

The Contractor certifies compliance with the Illinois Drug Free Workplace Act (30 ILCS 580).

The Contractor shall maintain a drug-free workplace and shall not engage in the unlawful manufacture, distribution, dispensation, possession, or use of controlled substances in the workplace.

---

## **12. SUBCONTRACTORS**

All subcontractors utilized on the project must comply with the same requirements set forth in this proposal, including:

- Prevailing Wage Act compliance
- BEP participation requirements
- Apprenticeship utilization requirements
- State employment verification requirements

The Contractor shall remain responsible for the performance and compliance of all subcontractors.

---

## **13. RECORD RETENTION**

The Contractor shall maintain all project records, payroll documentation, and compliance records for a minimum period of five (5) years following project completion or as required by State grant regulations.

Such records shall be made available to the Owner, IDNR, or authorized auditors upon request.

---

## **14. INSURANCE REQUIREMENTS**

The Contractor shall provide proof of insurance including:

- Commercial General Liability Insurance
- Workers' Compensation Insurance
- Automobile Liability Insurance (if applicable)

Certificates of insurance shall be provided prior to commencement of work.

---

End Proposal

## 1. NOTICE TO BIDDERS

- Sealed bids will be accepted on or before **3:00pm on Monday, April 6, 2026.**
  - Bids will be publicly opened at 3:00pm on Monday, April 6<sup>th</sup> at Mendota City Offices, 800 Washington Street, Mendota, IL 61342.
  - **Site Visit will be held at 1pm on Friday, March 27, at Strouss Park located at 1500 W. Main Street, Mendota, IL 61342.**
  - A contract may be awarded to the lowest bidder or whose bid is found to be in the best interest of the City of Mendota. The City Council reserves the right to reject any and all bids and to waive any informalities or irregularities in the bidding. The City of Mendota further reserves the right to review and study any and all bids and to make a contract award within 30 days after the bids have been opened and publicly read.
- 

## 2. INSTRUCTIONS TO BIDDERS

Bidders shall carefully examine all specifications and site conditions prior to submitting a bid. Bid submissions must include:

- Completed Bid Form
- Shop drawings: Layout of fences and gates with dimensions, details, and finishes of components, accessories, and post foundations.
- Timeline of construction period including estimated ate of completion.
- Product material description
- Bid Bond of \$1 million
- Contractor Certifications
- Contractor Proof of Insurance
- Proof of Apprenticeship Program participation if applicable
- BEP participation documentation or good faith efforts if applicable

Incomplete bids may be rejected.

**Bids must be placed in a sealed envelope and be clearly labeled:  
"Bid for Dugout and Baseball Field Fencing Installation"**

**Sealed bids must be received on or before 1:00pm on Monday, April 6, 2026 to:**

**Mendota City Offices  
800 Washington Street  
Mendota, IL 61342**

**City of Mendota  
Dugout and Baseball Field Fencing Installation**

**BID FORM**

**Organization Name:**

**Organization Address:**

**Mailing Address (if different):**

**Contact Name:**

**Contact Email:**

**Contact Phone:**

**1. Contact Bid Pricing**

<b>Item</b>	<b>Description</b>	<b>Cost</b>
Dugout Fencing/Gate	Installation of dugout posts and fencing. Cost for all 6 (six) dugouts.	\$
Field / Perimeter Fencing	Install outfield fencing of the Northeast Softball Field fencing to reach 200' radius and 8' fencing.	\$
Backstop	Change wire in center of existing backstops. Cost for all three (3) backstops.	\$
All other costs		\$

**Total Bid Amount: \$** \_\_\_\_\_

---

## 2. Warranty

The contractor shall guarantee workmanship and materials for a period of \_\_\_\_\_ years from the date of completion.

---

## 3. Participation

Does organization have:

BEP designation  Yes  No

Apprenticeship program  Yes  No

---

## 4. Experience

How many years of experience does the organization have with installation of fencing in commercial settings:

---

## 5. Reference

Please list two references of similar work (organization, contact, phone, and scope of work).

---

## 6. Location

What county is the organization located in:

**7. CONTRACTOR CERTIFICATION**

By submitting this proposal, the Contractor certifies that:

- The bid is genuine and not made in the interest of any undisclosed party.
  - The Contractor is properly licensed and qualified to perform the work.
  - The Contractor agrees to comply with all OSLAD grant requirements, state laws, and local ordinances.
- 

**8. ACCEPTANCE**

By submitting this proposal, the contractor agrees to complete the work described above for the total bid amount listed.

**Contractor Signature:** \_\_\_\_\_

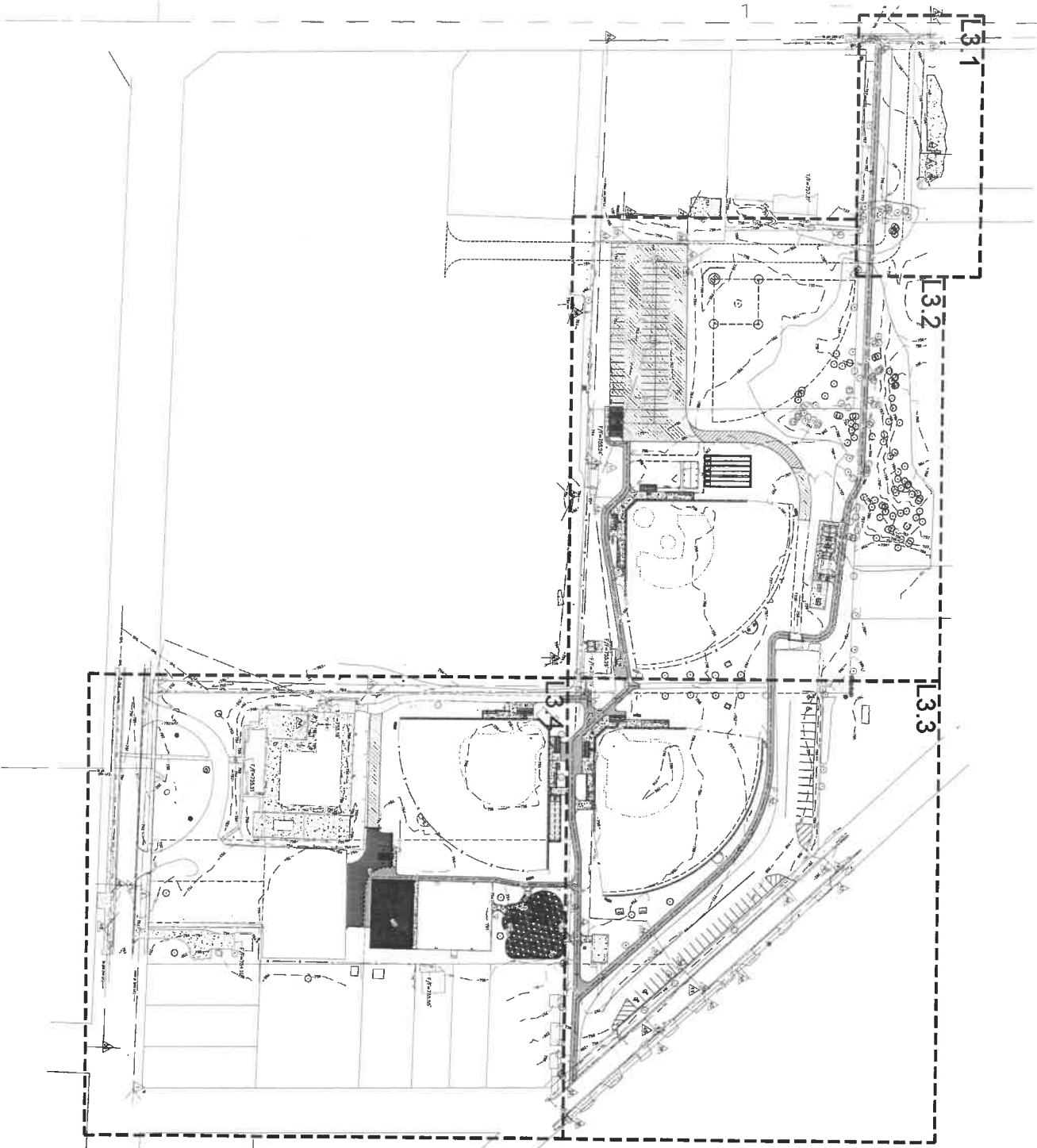
**Printed Name:** \_\_\_\_\_

**Date:** \_\_\_\_\_

---

---





**LAYOUT NOTES**

1. Contractor responsible for final layout of all new construction. All new construction shall be in accordance with the provided spot elevations in AutoCAD format. No additional spot elevations shall be added for improvements necessary to construct the improvements.
2. Contractor responsible to coordinate with public utility agencies for approval of all layout by Owner Representative prior to construction. No additional payments will be made to construct improvements not approved by the public utility agencies.
3. Contractor responsible to maintain all layout stakes during construction. No additional payments will be made to replace layout stakes. All layout stakes shall be set on concrete bases. Representative prior to construction.
4. Place stakes at edges of most curbs, walls, forms of concrete, and other structures. Place stakes at corners of all structures. No additional payments will be made to replace layout stakes.
5. All walls to be constructed to face of wall unless otherwise noted.
6. All structures from roadway are from Back of Curb unless otherwise noted.
7. All services and ties to be smooth and not segmented.
8. Contractor to provide layout stakes every 10 feet minimum for edges and every 5 feet for corners and intersections.
9. Coordinate and set all utility lines and structures. No additional payments will be made for this work.
10. All existing utilities are measured from edge of pavement to edge of pavement unless otherwise noted on the plan.
11. Contractor responsible to show utility, sewer, storm, and water lines on plan. All utility lines shall be shown in accordance with the plan. All utility lines shall be shown in accordance with the plan.
12. Place utility lines and structures in accordance with the plan. All utility lines shall be shown in accordance with the plan.
13. Contractor will maintain all cost requirements with all materials and labor. No spot work will be allowed for the layout stakes. All layout stakes shall be set on concrete bases. Representative prior to construction.
14. Coordinate location of structures with approved drawings and Owner's approval prior to construction.
15. Layout of all structures shall be within 1/4" of the centerline and within 1/4" of the centerline.
16. See Schedule for additional conditions, standards and notes.

**LAYOUT LEGEND**

	Concrete Slab
	Concrete Strip, Vehicular
	Concrete Strip, Pedestrian
	Spot Coat Asphalt Paving
	Asphalt Paving - Pavement
	Asphalt Paving - Voids
	Grass Paving
	Post Staking - Formed in Place Rubber
	Asphalt Tuff Concrete - Shifting Chips



22 EAST CHICAGO AVENUE  
 SUITE 200A  
 NAPERVILLE, IL 60560  
 HITCHCOCKDESIGNGROUP.COM  
 PREPARED FOR  
**CITY OF MENDOTA**

600 WASHINGTON STREET  
 MENDOTA, ILLINOIS 61342

**CONSULTANTS**

**CH2M HILL**  
 Civil Engineer  
 VIT Group  
 Hoffman Estates, Illinois 60132  
 724.228.5333

**Essential Engineer**  
 NVA Engineering P.C.  
 Schaumburg, Illinois 60196  
 715.865.3352

**PROJECT**  
**STROUSS PARK**  
**IMPROVEMENTS**  
 1600 W. MAIN STREET  
 MENDOTA, ILLINOIS 61342

**CONSTRUCTION DOCUMENTS**


MARCH 4, 2026

**REVISIONS**

NO DATE RSJ/LE

CHECKED BY  
 JEM/MPV

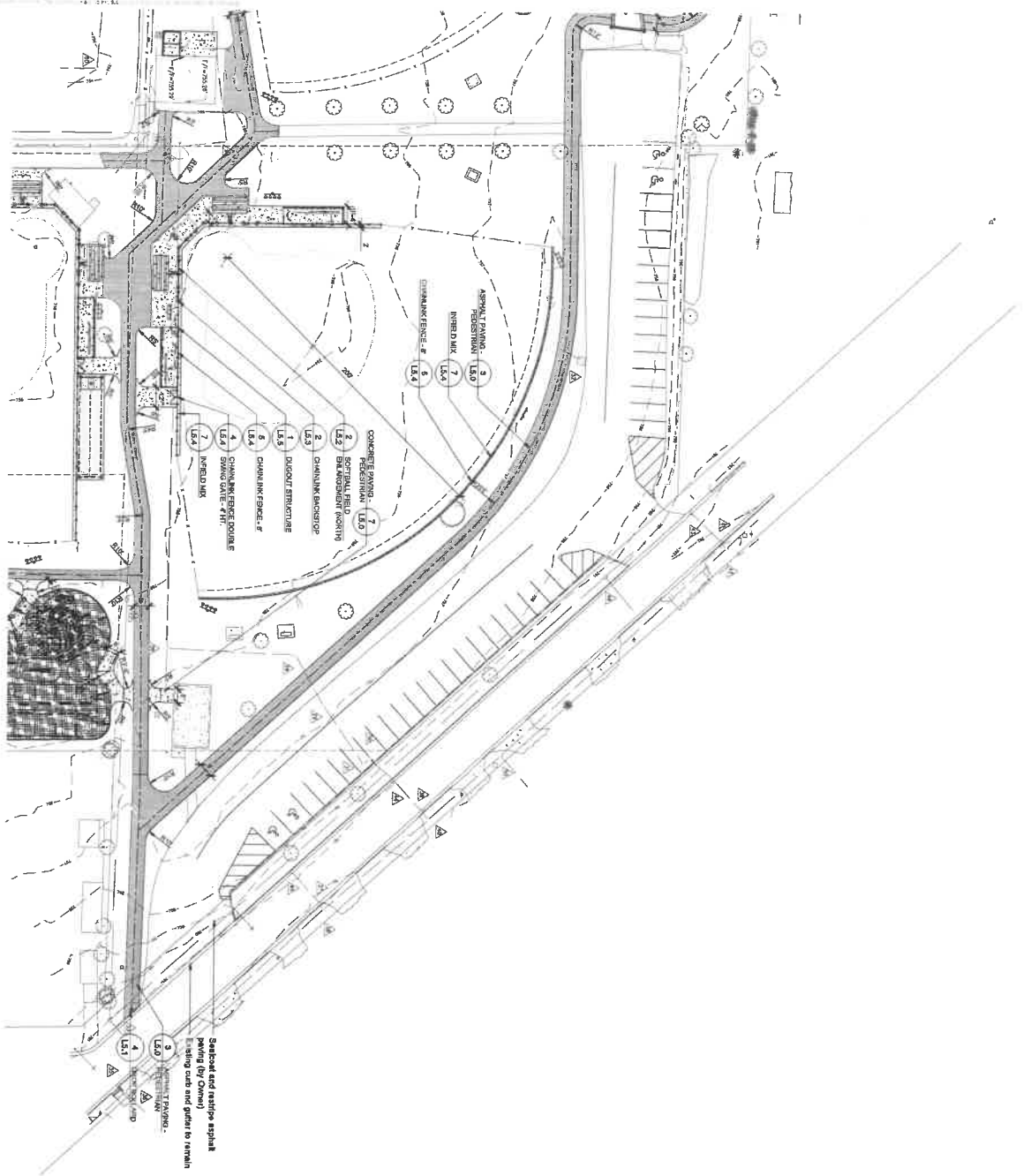
DRAWN BY  
 CJS



**SHEET TITLE**  
**LAYOUT AND**  
**MATERIALS PLAN**  
**- OVERALL**

SHEET NUMBER  
**L3.0**






**LAYOUT NOTES**

1. Improvements shall be in accordance with the City of Chicago Department of Public Works and Engineering Department. Callout B indicates that the additional work is shown for equipment necessary to construct the work as shown.
2. Contractor responsible to coordinate with utility owners to obtain approval of layout by Chicago Department of Public Works and Engineering Department. Contractor shall be responsible for obtaining all necessary permits and approvals in accordance with City of Chicago Department of Public Works and Engineering Department.
3. Contractor responsible to provide all layout stakes clearly marked with 1/2" diameter iron spikes and 1/2" diameter iron nails. All layout stakes shall be placed in accordance with City of Chicago Department of Public Works and Engineering Department.
4. Final shape of edges of sport courts, walk, bike, and playground shall be in accordance with City of Chicago Department of Public Works and Engineering Department.
5. All walls as determined to be in place of walls unless otherwise noted.
6. All dimensions from roadway are from inside of curb unless noted.
7. All notes and callouts to be smooth and well separated.
8. Contractor to provide proper drainage for 10' and 15' wide sidewalks.
9. All dimensions to be taken from the centerline of the roadway. All dimensions and elevations to be indicated on the contract. No additional permits will be made for this work.
10. All existing utility for residential street edges of pavement to be removed and replaced with new utility as shown on the plan.
11. Contractor to provide proper drainage for 10' and 15' wide sidewalks. All materials and finishes per manufacturer's instructions.
12. Final work and materials shall be shown on plan and shall be for all utility, walk, bike, and concrete paving. All materials and finishes shall be shown on plan and shall be for all utility, walk, bike, and concrete paving. All materials and finishes shall be shown on plan and shall be for all utility, walk, bike, and concrete paving.
13. Contractor will maintain site access requirements with walk and bike lanes. All dimensions shall be shown on plan and shall be for all utility, walk, bike, and concrete paving.
14. Contractor to provide proper drainage for 10' and 15' wide sidewalks. All materials and finishes per manufacturer's instructions.
15. All dimensions shall be shown on plan and shall be for all utility, walk, bike, and concrete paving.
16. Refer to specifications for additional conditions, standards and notes.

**LAYOUT LEGEND**



**HITCHCOCK DESIGN GROUP**  
 22 EAST CHICAGO AVENUE  
 NAPERVILLE, IL 60563  
 T 630.561.1787  
 HITCHCOCKDESIGNGROUP.COM  
 PREPARED FOR  
**CITY OF MENDOTA**  
 600 WASHINGTON STREET  
 MENDOTA, ILLINOIS 61852

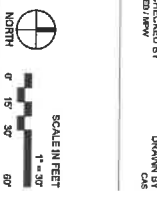
**CONSULTANTS**  
 Civil Engineer  
 WRT Group  
 Hoffman Estates, IL 60132  
 T 847.226.1533  
 Electrical Engineer  
 NCE Group  
 Schaumburg, Illinois 60196  
 T 214.853.3352

**PROJECT**  
**STROUSS PARK IMPROVEMENTS**  
 1900 W. MAIN STREET  
 MENDOTA, ILLINOIS 61852

**CONSTRUCTION DOCUMENTS**  
 MANCH 4, 2025

**NO DATE ISSUE**  
 REVISIONS

**CHECKED BY**  
 2023/09/01  
**DRAWN BY**  
 CJS



**LAYOUT AND MATERIALS PLAN - EAST**  
 SHEET NUMBER  
**L3.3**

